

Signify Classified - Internal
Cooper Lighting Solutions Photometric Lab
1121 Highway 74 South
Peachtree City, GA 30269



Scaled data based on original data using
LM-79-08 Approved Method: Electrical and Photometric Measurements of Solid-
State Lighting Products

Test Report Prepared for
Cooper Lighting Solutions
(formerly Eaton)

Brand: STREETWORKS

Report Number: P867855

Luminaire Tested: **MEM2-HSN-SA-40-727-U-T1**

Issue Date: 08/21/2024



Test Information

Test Method: LM-79-08
Report Number: P867855
Test Lab: INNOVATION CENTER(G3)
Issue Date: 08/21/2024
Manufacturer: COOPER LIGHTING SOLUTIONS (FORMERLY EATON)
Product Line: STREETWORKS
Catalog Number: MEM2-HSN-SA-40-727-U-T1
Description: EPIC MODERN SHORT HOUSING DISCRETE LED ARRAYS 40W 70CRI 2700K
FITXURE w/ TYPE 1 DISTRIBUTION OPTIC
Light Source: (10) 2700K CCT, 70 CRI LEDS
Ballast/Driver: ELECTRONIC DRIVER

Summary

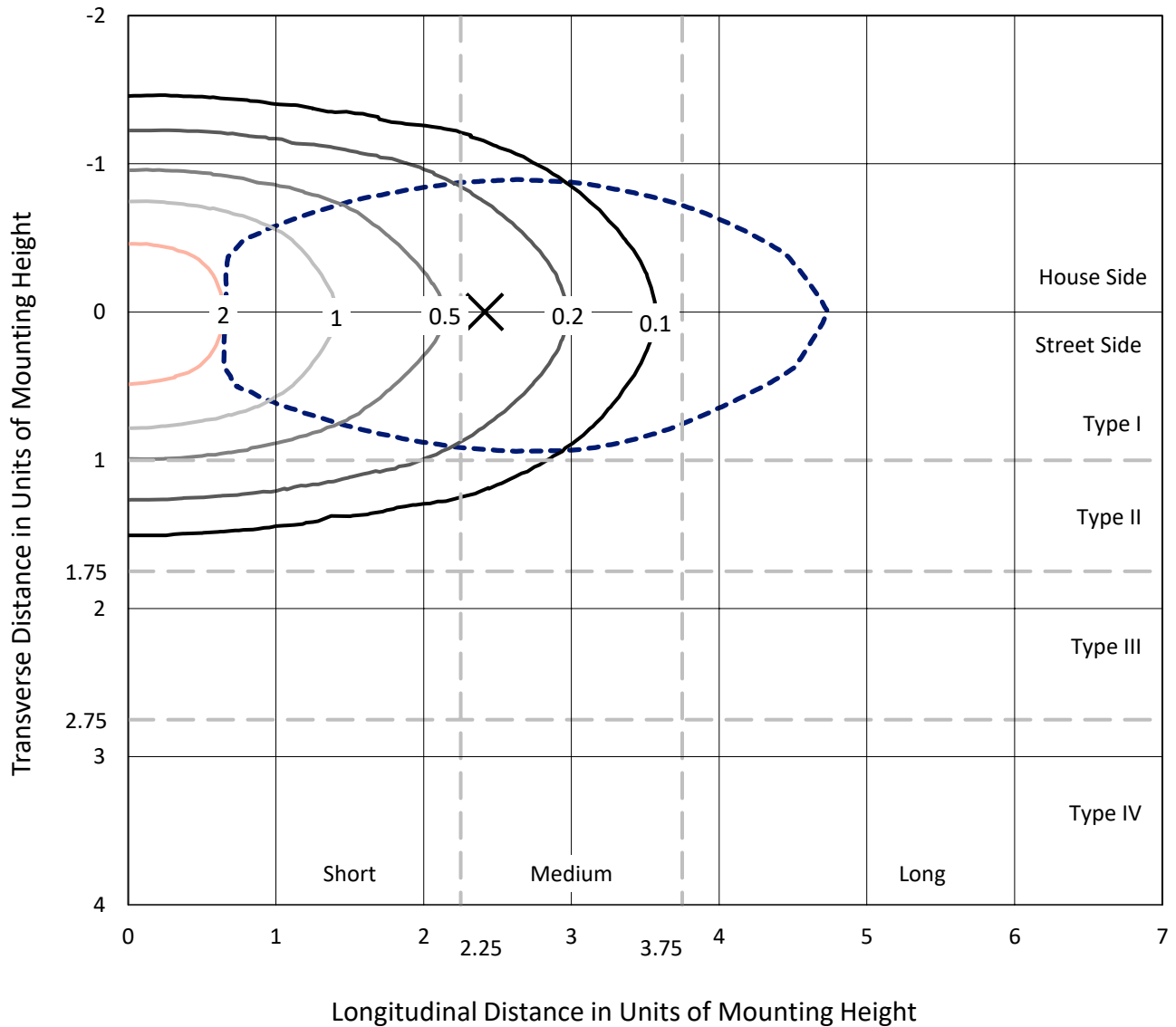
Lumens per Lamp: N/A
Luminaire Lumens: 4750.2 lumens
Efficiency: N/A
Efficacy: 144.8 lumens/watt
Luminous Opening: Rectangular (W 0.33' x L: 0.33' x H: 0')
IES Classification: Type I - Short
BUG Rating: B2 - U0 - G2

Input Watts (W): 32.8
Input Voltage (V): 120
Input Current (A_{in}): NR
Voltage Rise (V): NR
Power Factor: 0.99
Total Harmonic Distortion (THDi): 9.76%
Frequency (hertz): 60
Stabilization Time: NR
Operation Time: NR
Ambient Temperature (°C): NR
Test Distance: 24 FT

REPORT NUMBER: P867855
 CATALOG NUMBER: MEM2-HSN-SA-40-727-U-T1

Iso-Footcandle Lines of Horizontal Illumination

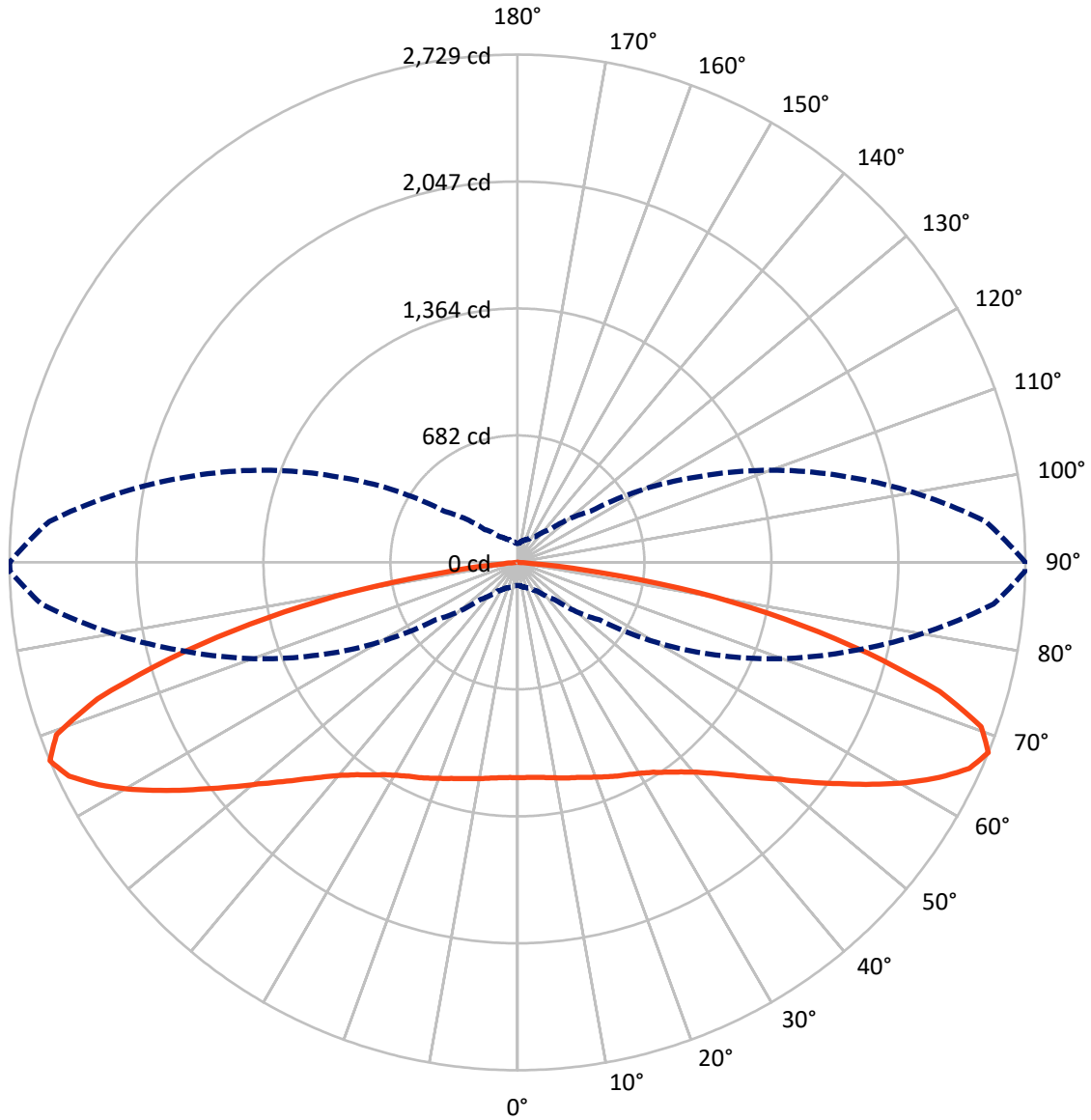
× Max cd
 - - - 1/2 Max cd



Based on 20 foot mounting height. Maximum calculated value = 2.9 fc
 Type I - Short - N/A

REPORT NUMBER: P867855
CATALOG NUMBER: MEM2-HSN-SA-40-727-U-T1

Luminous Intensity Polar Plot



— Vertical Plane Through 90-Deg Lateral - - - Horizontal Cone Through 67.5-Deg Vertical

REPORT NUMBER: P867855
 CATALOG NUMBER: MEM2-HSN-SA-40-727-U-T1

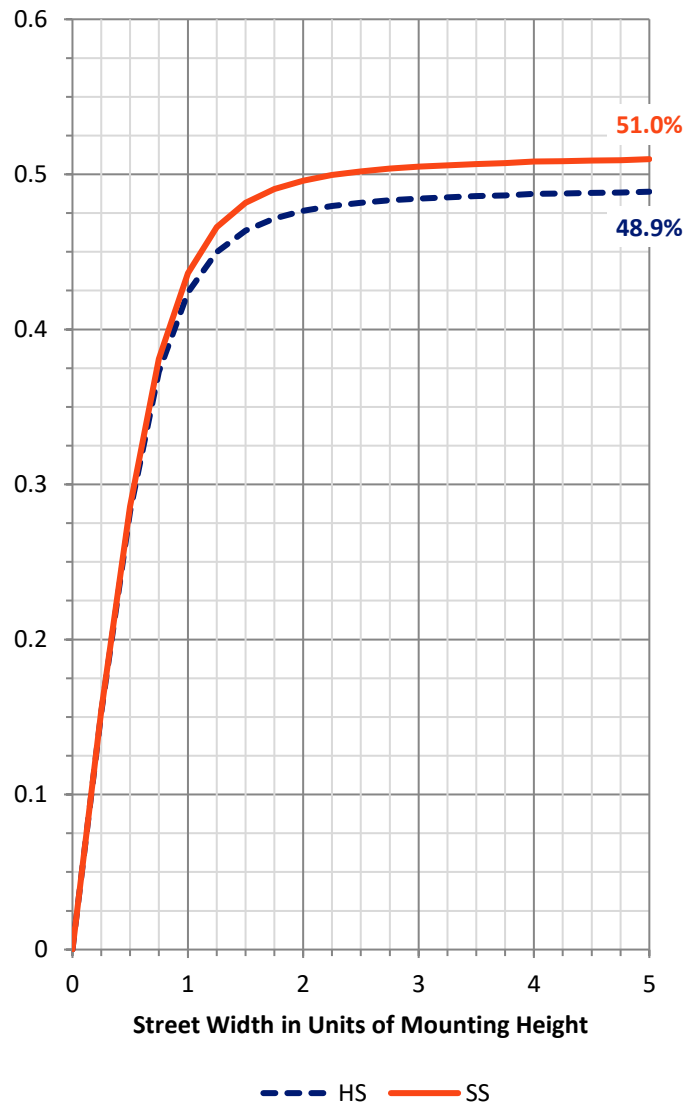
FLUX DISTRIBUTION:

		Downward	Upward	Total
House Side	Lumens	2332.9	0.0	2332.9
	% Fixture	49.1	0.0	49.1
Street Side	Lumens	2417.3	0.0	2417.3
	% Fixture	50.9	0.0	50.9
Total	Lumens	4750.2	0.0	4750.2
	% Fixture	100.0	0.0	100.0

Coefficient of Utilization

ZONAL LUMENS:

Zone	Lumens	% Fixture
0°-10°	110.9	2.3
10°-20°	333.3	7.0
20°-30°	551.6	11.6
30°-40°	731.5	15.4
40°-50°	824.7	17.4
50°-60°	845.5	17.8
60°-70°	798.5	16.8
70°-80°	490.0	10.3
80°-90°	64.1	1.3
90°-100°	0.0	0.0
100°-110°	0.0	0.0
110°-120°	0.0	0.0
120°-130°	0.0	0.0
130°-140°	0.0	0.0
140°-150°	0.0	0.0
150°-160°	0.0	0.0
160°-170°	0.0	0.0
170°-180°	0.0	0.0
0°-90°	4750.2	100.0
0°-180°	4750.2	100.0



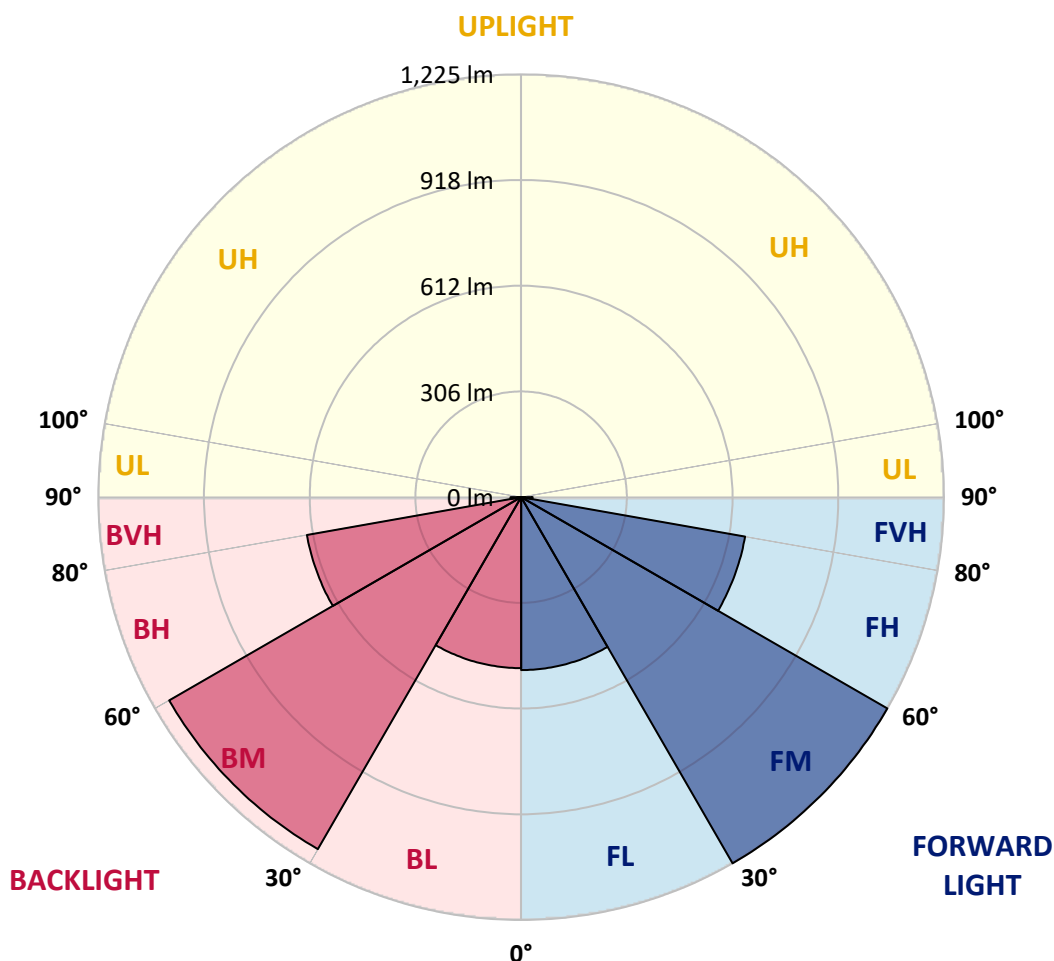
REPORT NUMBER: P867855
 CATALOG NUMBER: MEM2-HSN-SA-40-727-U-T1

LUMINAIRE CLASSIFICATION SYSTEM LUMEN TABLE AND BUG RATING:

Zone	Lumens	% Fixture	Zone Rating/Lumen Limit		
			B	U	G
FL (0°-30°)	500.8	10.5			
FM (30°-60°)	1224.5	25.8			
FH (60°-80°)	658.5	13.9			G0/660
FVH (80°-90°)	33.4	0.7			G1/100
BL (0°-30°)	495.1	10.4	B1/500		
BM (30°-60°)	1177.1	24.8	B2/2500		
BH (60°-80°)	630.0	13.3	B2/1000		G2/1000
BVH (80°-90°)	30.7	0.6			G1/100
UL (90°-100°)	0.0	0.0		U0/0	
UH (100°-180°)	0.0	0.0		U0/0	

BUG Rating: B2-U0-G2

Type I Short





REPORT NUMBER: P867855

CATALOG NUMBER: MEM2-HSN-SA-40-727-U-T1

CANDELA DISTRIBUTION (FULL):

	0°	5°	15°	25°	35°	45°	55°	65°	75°	85°	89°
0°	1157.4	1157.4	1157.4	1157.4	1157.4	1157.4	1157.4	1157.4	1157.4	1157.4	1157.4
2.5°	1161.9	1161.9	1159.2	1154.6	1153.7	1154.6	1160.1	1157.4	1157.4	1158.3	1157.4
5°	1161.9	1161.9	1160.1	1155.6	1155.6	1155.6	1161.9	1159.2	1160.1	1161.0	1161.0
7.5°	1163.8	1163.8	1161.9	1158.3	1158.3	1158.3	1167.4	1165.6	1165.6	1168.3	1166.5
10°	1168.3	1166.5	1164.7	1165.6	1162.9	1167.4	1172.0	1172.9	1176.5	1178.4	1177.4
12.5°	1168.3	1166.5	1161.9	1167.4	1167.4	1173.8	1180.2	1183.8	1188.4	1188.4	1188.4
15°	1162.9	1161.0	1157.4	1166.5	1170.2	1178.4	1187.5	1193.0	1201.2	1201.2	1200.2
17.5°	1156.5	1153.7	1151.9	1165.6	1173.8	1184.7	1198.4	1205.7	1214.8	1215.8	1213.9
20°	1144.6	1143.7	1144.6	1162.9	1177.4	1193.0	1209.4	1219.4	1231.3	1234.9	1232.2
22.5°	1131.8	1131.8	1135.5	1160.1	1182.9	1203.9	1225.8	1238.6	1250.4	1254.1	1250.4
25°	1114.5	1114.5	1121.8	1151.0	1184.7	1215.8	1241.3	1258.6	1269.6	1273.2	1271.4
27.5°	1088.1	1088.1	1096.3	1132.8	1179.3	1224.9	1257.7	1277.8	1289.6	1293.3	1291.5
30°	1050.7	1048.8	1059.8	1105.4	1169.2	1234.9	1276.9	1297.8	1313.3	1316.1	1313.3
32.5°	991.4	994.1	1010.5	1068.0	1152.8	1241.3	1299.7	1324.3	1341.6	1347.1	1345.3
35°	919.3	923.9	946.7	1020.6	1121.8	1240.4	1323.4	1353.5	1376.3	1383.6	1382.7
37.5°	833.6	840.0	868.3	954.9	1075.3	1226.7	1345.3	1386.3	1416.4	1425.5	1427.3
40°	739.7	746.1	782.5	878.3	1012.4	1194.8	1358.0	1423.7	1463.8	1482.1	1484.8
42.5°	640.3	651.2	695.0	788.0	936.7	1143.7	1358.0	1460.2	1509.4	1543.2	1545.9
45°	544.5	553.6	606.5	697.7	855.5	1078.0	1342.5	1496.7	1571.5	1629.8	1628.0
47.5°	461.5	464.2	512.6	604.7	765.2	1003.2	1310.6	1529.5	1637.1	1714.6	1731.1
50°	375.8	382.1	423.2	514.4	673.1	921.2	1256.8	1550.5	1704.6	1822.3	1843.2
52.5°	315.6	316.5	347.5	431.4	577.3	821.8	1192.0	1555.9	1769.4	1939.0	1964.5
55°	257.2	261.8	288.2	351.1	485.2	724.2	1108.1	1547.7	1828.6	2052.1	2099.5
57.5°	220.7	221.6	240.8	290.9	409.5	620.2	1015.1	1520.4	1877.9	2177.0	2237.2
60°	189.7	189.7	204.3	242.6	331.1	519.0	905.7	1472.0	1905.3	2311.1	2398.7
62.5°	165.1	166.0	178.8	207.0	275.4	428.7	785.3	1396.3	1915.3	2440.6	2541.0
65°	149.6	150.5	157.8	176.9	227.1	348.4	662.1	1304.2	1901.6	2537.3	2667.7
67.5°	124.0	124.9	137.7	152.3	188.8	280.0	538.1	1176.5	1846.0	2567.4	2727.0
70°	94.9	97.6	114.9	130.4	156.9	223.5	413.2	1007.8	1712.8	2465.3	2629.4
72.5°	79.3	80.3	93.0	110.4	131.3	175.1	313.7	793.5	1510.3	2201.7	2384.1
75°	69.3	70.2	77.5	93.0	109.4	140.5	218.0	548.1	1204.8	1780.3	1947.2
77.5°	62.9	63.8	65.7	78.4	92.1	108.5	154.1	325.6	850.0	1360.8	1448.3
80°	60.2	60.2	55.6	64.8	75.7	84.8	103.1	187.0	545.4	917.5	987.7
82.5°	42.9	42.0	38.3	40.1	46.5	46.5	52.9	77.5	208.9	387.6	420.5
85°	2.7	2.7	4.6	5.5	8.2	10.9	13.7	18.2	52.9	72.1	74.8
87.5°	0.9	0.9	0.9	0.9	0.9	1.8	1.8	1.8	2.7	3.6	3.6
90°	0.0	0.0	0.0	0.0	0.0	0.0	0.0	0.0	0.0	0.0	0.0



REPORT NUMBER: P867855

CATALOG NUMBER: MEM2-HSN-SA-40-727-U-T1

CANDELA DISTRIBUTION (continued):

	90°	95°	105°	115°	125°	135°	145°	155°	165°	175°	180°
0°	1157.4	1157.4	1157.4	1157.4	1157.4	1157.4	1157.4	1157.4	1157.4	1157.4	1157.4
2.5°	1156.5	1157.4	1157.4	1159.2	1161.0	1160.1	1159.2	1161.0	1158.3	1152.8	1151.9
5°	1160.1	1160.1	1159.2	1161.0	1162.9	1161.0	1159.2	1159.2	1157.4	1151.9	1151.0
7.5°	1167.4	1166.5	1166.5	1166.5	1166.5	1163.8	1161.0	1159.2	1156.5	1151.0	1148.3
10°	1177.4	1176.5	1175.6	1174.7	1170.2	1167.4	1162.9	1160.1	1156.5	1150.1	1148.3
12.5°	1188.4	1186.6	1184.7	1185.7	1176.5	1168.3	1163.8	1157.4	1154.6	1140.1	1137.3
15°	1199.3	1196.6	1195.7	1192.0	1182.9	1171.1	1161.9	1152.8	1143.7	1130.0	1125.5
17.5°	1213.9	1212.1	1206.6	1203.0	1190.2	1173.8	1160.1	1147.4	1135.5	1119.1	1116.3
20°	1231.3	1229.4	1224.0	1216.7	1200.2	1180.2	1161.0	1141.0	1126.4	1107.2	1102.7
22.5°	1250.4	1247.7	1243.1	1234.9	1213.9	1190.2	1163.8	1137.3	1115.4	1093.5	1090.8
25°	1270.5	1268.7	1264.1	1252.2	1229.4	1200.2	1163.8	1124.5	1097.2	1078.0	1069.8
27.5°	1289.6	1288.7	1283.2	1269.6	1245.9	1207.5	1155.6	1103.6	1067.1	1041.6	1036.1
30°	1314.3	1312.4	1306.0	1290.5	1264.1	1212.1	1139.1	1068.0	1022.4	994.1	985.9
32.5°	1344.4	1342.5	1333.4	1314.3	1286.0	1213.0	1115.4	1022.4	962.2	932.1	922.1
35°	1384.5	1380.8	1369.0	1346.2	1307.0	1203.9	1073.5	964.0	890.2	850.9	837.3
37.5°	1428.3	1423.7	1408.2	1379.9	1321.6	1179.3	1014.2	885.6	801.7	755.2	745.1
40°	1482.1	1475.7	1452.0	1412.8	1327.0	1136.4	947.6	805.3	716.0	664.9	653.0
42.5°	1549.6	1538.6	1500.3	1449.2	1316.1	1078.0	868.3	722.3	620.2	572.8	570.0
45°	1630.7	1613.4	1555.9	1484.8	1292.4	1005.1	784.4	629.3	531.7	485.2	473.4
47.5°	1726.5	1705.5	1620.7	1512.2	1245.9	930.3	694.1	539.0	449.6	402.2	393.1
50°	1832.3	1812.2	1689.1	1527.7	1195.7	842.7	605.6	458.8	369.4	330.2	330.2
52.5°	1960.9	1915.3	1754.8	1529.5	1119.1	746.1	520.8	380.3	310.1	275.4	268.1
55°	2097.7	2043.9	1814.1	1513.1	1039.7	657.6	429.6	316.5	254.5	229.8	223.5
57.5°	2250.0	2167.9	1856.9	1480.2	939.4	560.9	358.4	260.8	214.3	194.3	191.5
60°	2403.2	2297.4	1882.5	1424.6	832.7	471.5	298.2	218.0	184.2	169.6	166.9
62.5°	2545.5	2403.2	1884.3	1343.4	728.7	393.1	244.4	187.9	163.3	152.3	152.3
65°	2668.6	2491.7	1853.3	1239.5	596.5	315.6	201.6	158.7	142.3	130.4	127.7
67.5°	2728.8	2525.4	1798.5	1097.2	477.9	249.9	169.6	137.7	122.2	104.0	102.1
70°	2644.0	2427.9	1658.1	914.8	369.4	198.8	141.4	117.7	102.1	86.6	84.8
72.5°	2373.1	2167.9	1431.0	708.7	278.2	160.5	117.7	100.3	83.9	75.7	73.9
75°	1941.7	1803.1	1130.9	487.9	194.3	125.9	98.5	84.8	71.1	67.5	66.6
77.5°	1473.9	1340.7	826.3	305.5	133.2	98.5	83.9	72.1	62.0	64.8	62.9
80°	984.1	923.0	549.0	173.3	89.4	72.1	63.8	52.9	47.4	54.7	52.9
82.5°	446.9	423.2	258.1	75.7	40.1	31.0	21.9	16.4	12.8	11.9	13.7
85°	74.8	65.7	18.2	8.2	4.6	2.7	1.8	1.8	0.9	0.9	0.9
87.5°	3.6	2.7	2.7	1.8	0.9	0.9	0.9	0.9	0.9	0.0	0.0
90°	0.0	0.0	0.0	0.0	0.0	0.0	0.0	0.0	0.0	0.0	0.0

LM-79-2019: Approved Method: Electrical and Photometric Measurements of Solid-
State Lighting Products

Report Prepared for

Cooper Lighting Solutions

Streetworks

Report Number: SP1-2407-157-3

Test Date: 08/07/2024

Luminaire Tested: MEM2-HTN-SA-40-727-U-5WQ-2

Data in this report applies to families of products including MEM2-HTN-SA-40-727-U-5WQ-2

Test Information

Test Method: LM-79-2019
 Report Number: SP1-2407-157-3
 Test Lab: COOPER LIGHTING SOLUTIONS
 Photometer: SP1 - 76IN SPHERE
 Measurement Geometry: 4π
 Issue Date: 08/20/2024
 Manufacturer: COOPER LIGHTING SOLUTIONS
 Product Line: Streetworks
 Catalog Number: **MEM2-HTN-SA-40-727-U-5WQ-2**
 Description: Epic Modern Light Square 40W 5WQ Optic and Flare Trim

Spectral Parameters

CCT (K): 2747
 CIE u': 0.2606
 CIE v': 0.5257
 Duv: -0.0005
 CIE x: 0.4552
 CIE y: 0.4082
 CIE z: 0.1366
 Peak Wavelength (nm): 597
 Dominant Wavelength (nm): 584
 Purity: 59.16856
 Rf: 75.5
 Rg: 93.6

CRI (Ra):	71.7		
R1:	68.1	R9:	-35.3
R2:	83.9	R10:	64.2
R3:	94.7	R11:	61.7
R4:	66.3	R12:	53.9
R5:	67.4	R13:	71.2
R6:	78.7	R14:	97.6
R7:	75.0	R15:	59.3
R8:	39.4		



Test Conditions

Stabilization Time: 22M
 Operation Time: 1H 22M
 Sphere Temperature (°C): 24.2

REPORT NUMBER: SP1-2407-157-3

Measurement and Test Equipment			
Instrument	Identification Number	Calibration Date	Calibration Due Date
Photometer	IN0058	6/18/2024	12/18/2024
Power Meter	INXT2011004	2/8/2024	2/8/2025
AC Power Source	IN0063	10/24/2023	10/24/2024
DC Power Source	IN0208	10/24/2023	10/24/2024
Sphere Thermometer	IN0085	10/24/2023	10/24/2024
Room Thermometer	IN0046	10/24/2023	10/24/2024

REPORT NUMBER: SP1-2407-157-3

CIE 1931 Chromaticity Diagram



CIE 1931 Chromaticity Diagram with 2017 ANSI 7-Step and 4-Step Quadrangles



CCT = 2747K
 CIE x = 0.4552
 CIE y = 0.4082
 Duv = -0.0005

Point lies inside the ANSI 2700K 4-step quadrangle

REPORT NUMBER: SP1-2407-157-3

Photopic Flux vs. Wavelength



Photopic Lumens: NR

λ (nm)	Power W [^] /nm	Lumens (ϕ /nm)	λ (nm)	Power W [^] /nm	Lumens (ϕ /nm)	λ (nm)	Power W [^] /nm	Lumens (ϕ /nm)	λ (nm)	Power W [^] /nm	Lumens (ϕ /nm)	λ (nm)	Power W [^] /nm	Lumens (ϕ /nm)
360	0	NR	490	103	NR	620	846	NR	750	20	NR	880	0	NR
365	0	NR	495	130	NR	625	784	NR	755	17	NR	885	1	NR
370	0	NR	500	171	NR	630	720	NR	760	15	NR	890	0	NR
375	0	NR	505	221	NR	635	652	NR	765	13	NR	895	0	NR
380	0	NR	510	268	NR	640	587	NR	770	11	NR	900	0	NR
385	0	NR	515	313	NR	645	521	NR	775	9	NR	905	0	NR
390	0	NR	520	350	NR	650	461	NR	780	8	NR	910	0	NR
395	0	NR	525	381	NR	655	406	NR	785	7	NR	915	0	NR
400	0	NR	530	407	NR	660	353	NR	790	6	NR	920	0	NR
405	2	NR	535	435	NR	665	307	NR	795	5	NR	925	0	NR
410	4	NR	540	462	NR	670	264	NR	800	4	NR	930	0	NR
415	9	NR	545	496	NR	675	227	NR	805	4	NR	935	0	NR
420	20	NR	550	534	NR	680	196	NR	810	3	NR	940	0	NR
425	38	NR	555	582	NR	685	167	NR	815	3	NR	945	0	NR
430	69	NR	560	638	NR	690	144	NR	820	2	NR	950	0	NR
435	120	NR	565	700	NR	695	122	NR	825	2	NR	955	0	NR
440	193	NR	570	767	NR	700	103	NR	830	2	NR	960	0	NR
445	316	NR	575	836	NR	705	88	NR	835	2	NR	965	0	NR
450	469	NR	580	898	NR	710	74	NR	840	1	NR	970	0	NR
455	431	NR	585	947	NR	715	63	NR	845	1	NR	975	0	NR
460	264	NR	590	982	NR	720	54	NR	850	1	NR	980	0	NR
465	197	NR	595	997	NR	725	46	NR	855	1	NR	985	0	NR
470	155	NR	600	997	NR	730	39	NR	860	1	NR	990	0	NR
475	108	NR	605	978	NR	735	33	NR	865	1	NR	995	0	NR
480	90	NR	610	947	NR	740	28	NR	870	1	NR	1000	0	NR
485	92	NR	615	900	NR	745	24	NR	875	1	NR			

REPORT NUMBER: SP1-2407-157-3

Scotopic Flux vs. Wavelength



Scotopic Lumens: NR

S/P: 1.13

λ (nm)	Power W [^] /nm	Lumens (φ/nm)	λ (nm)	Power W [^] /nm	Lumens (φ/nm)	λ (nm)	Power W [^] /nm	Lumens (φ/nm)	λ (nm)	Power W [^] /nm	Lumens (φ/nm)	λ (nm)	Power W [^] /nm	Lumens (φ/nm)
360	0	NR	490	103	NR	620	846	NR	750	20	NR	880	0	NR
365	0	NR	495	130	NR	625	784	NR	755	17	NR	885	1	NR
370	0	NR	500	171	NR	630	720	NR	760	15	NR	890	0	NR
375	0	NR	505	221	NR	635	652	NR	765	13	NR	895	0	NR
380	0	NR	510	268	NR	640	587	NR	770	11	NR	900	0	NR
385	0	NR	515	313	NR	645	521	NR	775	9	NR	905	0	NR
390	0	NR	520	350	NR	650	461	NR	780	8	NR	910	0	NR
395	0	NR	525	381	NR	655	406	NR	785	7	NR	915	0	NR
400	0	NR	530	407	NR	660	353	NR	790	6	NR	920	0	NR
405	2	NR	535	435	NR	665	307	NR	795	5	NR	925	0	NR
410	4	NR	540	462	NR	670	264	NR	800	4	NR	930	0	NR
415	9	NR	545	496	NR	675	227	NR	805	4	NR	935	0	NR
420	20	NR	550	534	NR	680	196	NR	810	3	NR	940	0	NR
425	38	NR	555	582	NR	685	167	NR	815	3	NR	945	0	NR
430	69	NR	560	638	NR	690	144	NR	820	2	NR	950	0	NR
435	120	NR	565	700	NR	695	122	NR	825	2	NR	955	0	NR
440	193	NR	570	767	NR	700	103	NR	830	2	NR	960	0	NR
445	316	NR	575	836	NR	705	88	NR	835	2	NR	965	0	NR
450	469	NR	580	898	NR	710	74	NR	840	1	NR	970	0	NR
455	431	NR	585	947	NR	715	63	NR	845	1	NR	975	0	NR
460	264	NR	590	982	NR	720	54	NR	850	1	NR	980	0	NR
465	197	NR	595	997	NR	725	46	NR	855	1	NR	985	0	NR
470	155	NR	600	997	NR	730	39	NR	860	1	NR	990	0	NR
475	108	NR	605	978	NR	735	33	NR	865	1	NR	995	0	NR
480	90	NR	610	947	NR	740	28	NR	870	1	NR	1000	0	NR
485	92	NR	615	900	NR	745	24	NR	875	1	NR			

REPORT NUMBER: SP1-2407-157-3

Melanopic Flux vs. Wavelength



Melanopic Lumens: NR M/P: 2.04

λ (nm)	Power W [^] /nm	Lumens (φ/nm)	λ (nm)	Power W [^] /nm	Lumens (φ/nm)	λ (nm)	Power W [^] /nm	Lumens (φ/nm)	λ (nm)	Power W [^] /nm	Lumens (φ/nm)	λ (nm)	Power W [^] /nm	Lumens (φ/nm)
360	0	NR	490	103	NR	620	846	NR	750	20	NR	880	0	NR
365	0	NR	495	130	NR	625	784	NR	755	17	NR	885	1	NR
370	0	NR	500	171	NR	630	720	NR	760	15	NR	890	0	NR
375	0	NR	505	221	NR	635	652	NR	765	13	NR	895	0	NR
380	0	NR	510	268	NR	640	587	NR	770	11	NR	900	0	NR
385	0	NR	515	313	NR	645	521	NR	775	9	NR	905	0	NR
390	0	NR	520	350	NR	650	461	NR	780	8	NR	910	0	NR
395	0	NR	525	381	NR	655	406	NR	785	7	NR	915	0	NR
400	0	NR	530	407	NR	660	353	NR	790	6	NR	920	0	NR
405	2	NR	535	435	NR	665	307	NR	795	5	NR	925	0	NR
410	4	NR	540	462	NR	670	264	NR	800	4	NR	930	0	NR
415	9	NR	545	496	NR	675	227	NR	805	4	NR	935	0	NR
420	20	NR	550	534	NR	680	196	NR	810	3	NR	940	0	NR
425	38	NR	555	582	NR	685	167	NR	815	3	NR	945	0	NR
430	69	NR	560	638	NR	690	144	NR	820	2	NR	950	0	NR
435	120	NR	565	700	NR	695	122	NR	825	2	NR	955	0	NR
440	193	NR	570	767	NR	700	103	NR	830	2	NR	960	0	NR
445	316	NR	575	836	NR	705	88	NR	835	2	NR	965	0	NR
450	469	NR	580	898	NR	710	74	NR	840	1	NR	970	0	NR
455	431	NR	585	947	NR	715	63	NR	845	1	NR	975	0	NR
460	264	NR	590	982	NR	720	54	NR	850	1	NR	980	0	NR
465	197	NR	595	997	NR	725	46	NR	855	1	NR	985	0	NR
470	155	NR	600	997	NR	730	39	NR	860	1	NR	990	0	NR
475	108	NR	605	978	NR	735	33	NR	865	1	NR	995	0	NR
480	90	NR	610	947	NR	740	28	NR	870	1	NR	1000	0	NR
485	92	NR	615	900	NR	745	24	NR	875	1	NR			

Summary

$R_f = 75.5$
 $R_g = 93.6$
 $CIE R_a = 71.7$
 $R_9 = -35.3$



Color Vector Graphics



Individual Sample Fidelity Index ($R_{f,i}$)

CES01 = 86	CES26 = 68	CES51 = 87	CES76 = 63
CES02 = 63	CES27 = 90	CES52 = 85	CES77 = 79
CES03 = 31	CES28 = 87	CES53 = 78	CES78 = 66
CES04 = 71	CES29 = 71	CES54 = 86	CES79 = 87
CES05 = 50	CES30 = 85	CES55 = 84	CES80 = 85
CES06 = 52	CES31 = 74	CES56 = 75	CES81 = 67
CES07 = 42	CES32 = 66	CES57 = 75	CES82 = 93
CES08 = 41	CES33 = 80	CES58 = 76	CES83 = 91
CES09 = 29	CES34 = 79	CES59 = 85	CES84 = 89
CES10 = 77	CES35 = 89	CES60 = 90	CES85 = 72
CES11 = 60	CES36 = 93	CES61 = 81	CES86 = 59
CES12 = 66	CES37 = 88	CES62 = 91	CES87 = 77
CES13 = 43	CES38 = 93	CES63 = 77	CES88 = 79
CES14 = 74	CES39 = 97	CES64 = 67	CES89 = 65
CES15 = 72	CES40 = 93	CES65 = 66	CES90 = 80
CES16 = 48	CES41 = 93	CES66 = 63	CES91 = 80
CES17 = 51	CES42 = 89	CES67 = 61	CES92 = 55
CES18 = 57	CES43 = 78	CES68 = 68	CES93 = 72
CES19 = 73	CES44 = 99	CES69 = 78	CES94 = 48
CES20 = 67	CES45 = 85	CES70 = 63	CES95 = 66
CES21 = 88	CES46 = 81	CES71 = 61	CES96 = 76
CES22 = 80	CES47 = 86	CES72 = 86	CES97 = 81
CES23 = 92	CES48 = 74	CES73 = 56	CES98 = 76
CES24 = 91	CES49 = 79	CES74 = 93	CES99 = 64
CES25 = 73	CES50 = 86	CES75 = 66	



Color Rendition by Hue-Angle Bin



Measure Comparisons



(END OF REPORT)